

CONTROL TIPS

A ROBERTSHAW® INFORMATIONAL GUIDE

THIS ISSUE

DIALS FOR COMMERCIAL ELECTRIC THERMOSTATS

The following pages include information to quickly determine the correct dial to be used with Robertshaw® Commercial Electric Thermostats. Multiple types of dials are offered based on the configuration of the thermostat.

NOTE: All thermostats have a .187" shaft unless otherwise noted.

EXAMPLE: The chart which begins on the following pages include part number 5300-401. This part has a temperature range of 200-400 °F with the stem flat in the down position. There are four dial options available for the 5300-401 (see page 5).



Option #1: 4590-098

This dial kit includes a black dial and a round metal overlay. This dial fits a .187 stem and is 2" inches in diameter. This dial fits in a bezel.

This kit is universal and will adapt to any stem flat position. To install it, attach the dial to the thermostat and turn control to off. Next, insert the overlay into the dial so the "OFF" is in the proper location.



Option #2: 4590-312

This dial kit will consist of a black dial, a red plastic insert to fit to a .187 shaft, and a round metal stick-on overlay. This dial has a 2" diameter and fits in a bezel.

This kit is universal and will adapt to any stem flat position. To install it, attach the red insert to the thermostat and turn control to off. Next, attach the dial, pull off the adhesive backing on the overlay, and attach the overlay to the dial so the "OFF" is in the proper location.



Option #3: 40-458

This option is a one-piece hard phenolic black dial with white markings. All dials in Option 3 will fit a .187 shaft in the stem flat "down" position and are 2" in diameter. This dial will fit in a bezel.



Option #4: 40-367

This option is a one piece hard phenolic black dial with white markings. All dials in Option 4 will fit a .187 shaft in the stem flat "down" position and are 2 ¼ " in diameter. This dial will NOT fit in a bezel.












Most of the electric thermostats listed in the chart have a temperature degree arc that matches one of the available dials from at least one of the four options. The items with "1-10 dial" in the comments column are the exception. The degree of arc for these controls does not match any of the stock dials or overlays, so a dial with a 1 to 10 range is offered.








NOTES: The BOLD part numbers should be the first choice of the dial to be used. It is the exact dial that is included in the thermostats original packaging.





The part numbers in the SHADED boxes are the controls that do not have a dial of any kind included when packaged. The best possible recommended dial is noted.








 Thermostat Part Number	 Thermostat Temperature Range	 Thermostat Stem Flat Position	 2" 4-Way Dial, Flat Overlay with Tabs	 2" 4-Way Dial, Red Insert and Sticky-Back Overlay	 2" Diameter Dial Stem Flat Down	 2-1/4" Diameter Dial with Stem Flat Down. Will Not Fit In Bezel.	Comments
5000-071	0-100	down	n/a	n/a	40-381	n/a	
5000-152	100-200	down	4590-094	4590-306	40-460	40-470	
5000-202	60-250	down	4590-093	4590-304	40-463	40-487	
5000-276	100-300	down	n/a	n/a	40-768	n/a	
5000-277	100-300	down	n/a	n/a	40-768	n/a	
5000-307	100-450	down	4590-095	4590-308	40-530	n/a	
5000-308	100-492	down	4590-095	4590-308	40-530	n/a	
5000-309	100-492	down	4590-095	4590-308	40-530	n/a	
5000-324	60-250	down	4590-093	4590-304	40-463	40-487	
5000-505	200-550	down	4590-097	4590-328	40-544	40-377	
5000-532	200-550	down	4590-097	4590-328	40-544	40-377	
5000-533	200-550	down	4590-097	4590-328	40-544	40-377	
5000-534	200-550	down	4590-097	4590-328	40-544	40-377	
5000-536	100-550	down	4590-097	4590-328	40-544	40-377	
5000-541	200-550	down	4590-097	4590-328	40-544	40-377	
5000-601	300-700	down	4590-099	n/a	40-483	n/a	
5000-811	60-250	down	4590-093	4590-304	40-463	40-487	
5000-813	60-250	down	4590-093	4590-304	40-463	40-487	
5000-814	60-250	down	4590-093	4590-304	40-463	40-487	
5000-817	60-250	down	4590-093	4590-304	40-463	40-487	
5000-824	100-200	down	4590-094	4590-306	40-460	40-470	
5000-841	100-450	down	4590-095	4590-308	40-530	n/a	
5000-844	200-400	down	4590-098	4590-312	40-458	40-367	
5000-845	200-400	down	4590-098	4590-312	40-458	40-367	
5000-847	200-400	down	4590-098	4590-312	40-458	40-367	
5000-851	100-550	down	4590-096	4590-310	40-473	n/a	
5000-854	100-550	down	4590-096	4590-310	40-473	n/a	
5000-857	100-550	down	4590-096	4590-310	40-473	n/a	
5030-052	100-300	down	n/a	n/a	40-768	n/a	
5030-101	100-550	down	4590-096	4590-310	40-473	n/a	
5030-102	100-550	down	4590-096	4590-310	40-473	n/a	
5110-052	60-250	down	4590-093	4590-304	40-463	40-487	
5110-107	100-200	down	4590-094	4590-306	40-460	40-470	
5110-113	100-200	down	4590-094	4590-306	40-460	40-470	
5120-153	100-550	down	4590-096	4590-310	40-473	n/a	

							
Thermostat Part Number	Thermostat Temperature Range	Thermostat Stem Flat Position	2" 4-Way Dial, Flat Overlay with Tabs	2" 4-Way Dial, Red Insert and Sticky-Back Overlay	2" Diameter Dial Stem Flat Down	2-1/4" Diameter Dial with Stem Flat Down. Will Not Fit In Bezel.	Comments
5140-054	60-250	down	4590-093	4590-304	40-463	40-487	
5210-020	0-140	down	n/a	n/a	n/a	n/a	40-093, 40-098 knob & plate
5210-124	60-210	down	4590-093	n/a	40-463	n/a	
5210-125	60-200	down	4590-093	n/a	40-463	n/a	
5210-152	60-250	right	4590-093	4590-304	n/a	n/a	
5210-248	100-450	down	4590-095	4590-308	40-530	n/a	
5210-312	100-450	down	n/a	n/a	n/a	n/a	40-093, 40-257 knob & plate
5210-363	150-550	down	4590-091	4590-300	40-454	n/a	1-10 dial
5210-401	150-550	down	n/a	n/a	n/a	n/a	40-093, 40-097 knob & plate
5210-471	275-470	down	4590-090	4590-316	n/a	40-455	1-10 dial
5300-009	270-380	down	n/a	4590-300	n/a	n/a	1-10 dial
5300-010	150-250	down	n/a	4590-300	n/a	n/a	1-10 dial
5300-014	200-400	down	4590-098	4590-312	40-458	40-367	
5300-015	100-550	down	4590-090	4590-316	n/a	40-455	1-10 dial
5300-017	150-450	down	4590-091	4590-300	40-454	n/a	1-10 dial
5300-018	200-400	right	4590-098	4590-312	n/a	n/a	
5300-023	175-550	down	4590-097	4590-328	40-544	40-377	
5300-027	140-550	right	4590-090	4590-316	n/a	n/a	1-10 dial
5300-029	200-400	down	4590-098	4590-312	40-458	40-367	
5300-040	175-550	down	4590-097	4590-328	40-544	40-377	
5300-041	60-250	down	4590-093	4590-304	40-463	40-487	
5300-043	60-250	down	4590-093	4590-304	40-463	40-487	
5300-065	125-325	down	4590-090	4590-316	n/a	40-455	1-10 dial
5300-073	100-550	down	4590-090	4590-316	n/a	40-455	1-10 dial
5300-079	100-200	no stem	Thermostat has screwdriver adjustable pointer for temperature control.				
5300-080	100-290	down	4590-090	4590-316	n/a	40-455	1-10 dial
5300-085	140-500 broil	right	n/a	4590-339	n/a	n/a	
5300-088	100-550	down	4590-090	4590-316	n/a	40-455	1-10 dial
5300-089	170-475	down	4590-090	4590-316	n/a	40-455	1-10 dial
5300-094	240-400	left	n/a	4590-300	n/a	n/a	1-10 dial
5300-098	200-400	down	4590-098	4590-312	40-458	40-367	
5300-099	200-400	down	4590-098	4590-312	40-458	40-367	
5300-100	200-400	down	4590-098	4590-312	40-458	40-367	
5300-107	200-375	up	4590-098	4590-312	n/a	n/a	
5300-109	175-450	left	4590-098	4590-312	n/a	n/a	
5300-112	250-400	left	4590-090	4590-316	n/a	n/a	1-10 dial
5300-114	200-450	up	4590-090	4590-316	n/a	n/a	1-10 dial
5300-118	100-450	up	4590-095	4590-308	n/a	n/a	
5300-119	207-536	down	4590-090	4590-316	n/a	40-455	1-10 dial
5300-121	175-550	down	4590-097	4590-328	40-544	40-377	

							
Thermostat Part Number	Thermostat Temperature Range	Thermostat Stem Flat Position	2" 4-Way Dial, Flat Overlay with Tabs	2" 4-Way Dial, Red Insert and Sticky-Back Overlay	2" Diameter Dial Stem Flat Down	2-1/4" Diameter Dial with Stem Flat Down. Will Not Fit In Bezel.	Comments
5300-134	140-500	up	n/a	4590-312	n/a	n/a	
5300-142	250-550	down	4590-090	4590-316	n/a	40-455	1-10 dial
5300-143	150-200	down	4590-090	4590-316	n/a	40-455	1-10 dial
5300-146	100-493	down	4590-095	4590-308	40-530	n/a	
5300-147	200-400	right	4590-098	4590-312	n/a	n/a	
5300-149	100-200	left	4590-094	4590-306	n/a	n/a	
5300-150	100-200	no stem	Thermostat has screwdriver adjustable pointer for temperature control.				
5300-151	200-500	up	4590-091	4590-300	n/a	n/a	1-10 dial
5300-152	200-400	down	4590-098	4590-312	40-458	40-367	
5300-153	200-375	left	4590-098	4590-312	n/a	n/a	
5300-154	200-450	down	4590-090	4590-316	n/a	40-455	1-10 dial
5300-155	200-550	down	4590-097	4590-328	40-544	40-377	
5300-159	170-475	down	4590-090	4590-316	n/a	40-455	1-10 dial
5300-164	500 fixed	no stem	n/a	n/a	n/a	n/a	
5300-165	245-375	left	4590-090	4590-316	n/a	n/a	1-10 dial
5300-169	300-375	up	4590-091	4590-300	n/a	n/a	1-10 dial
5300-170	175-550	down	4590-097	4590-328	40-544	40-377	
5300-173	175-550	down	4590-097	4590-328	40-544	40-377	
5300-174	150-450	up	4590-091	4590-300	n/a	n/a	1-10 dial
5300-175	100-325	down	n/a	n/a	40-768	n/a	
5300-180	200-375	right	n/a	4590-312	n/a	n/a	
5300-185	100-450	right	4590-095	4590-308	n/a	n/a	
5300-190	80-220	down	4590-091	4590-300	40-454	n/a	1-10 dial
5300-193	190-240	down	4590-090	4590-316	n/a	40-455	1-10 dial
5300-197	140-500	right	n/a	4590-328	n/a	n/a	
5300-200	80-190	down	4590-094	4590-306	40-460	40-470	
5300-202	140-500 broil	right	n/a	4590-339	n/a	n/a	
5300-204	100-450	down	4590-095	4590-308	40-530	n/a	
5300-205	150-450	down	4590-095	4590-308	40-530	n/a	
5300-207	60-250	down	4590-093	4590-304	40-463	40-487	
5300-210	100-290	down	4590-090	4590-316	n/a	40-455	1-10 dial
5300-213	100-450	down	4590-095	4590-308	40-530	n/a	
5300-214	100-450	up	4590-095	4590-308	n/a	n/a	
5300-219	60-240	down	n/a	4590-304	n/a	n/a	
5300-225	200-550 reverse	right	Use a 40-285 (black dial), 40-286 (yellow stem adapter), and a 41-936 (overlay)				.188 shaft diameter (yellow)
5300-227	200-400	right	4590-098	4590-312	n/a	n/a	
5300-235	100-450	right	4590-095	4590-308	n/a	n/a	
5300-237	100-450	up	n/a	4590-308	n/a	n/a	
5300-238	100-450	down	4590-095	4590-308	40-530	n/a	

							Comments
5300-302	20 below to 70	down	4590-091	4590-300	40-454	n/a	1-10 dial
5300-401	200-400	down	4590-098	4590-312	40-458	40-367	
5300-402	200-400	down	4590-098	4590-312	40-458	40-367	
5300-403	200-375	down	4590-098	4590-312	40-458	40-367	
5300-404	245-406	left	4590-098	4590-312	n/a	n/a	
5300-406	200-375	down	4590-098	4590-312	40-458	40-367	
5300-408	200-400	up	4590-098	4590-312	n/a	n/a	
5300-500	300-700	down	4590-099	n/a	40-483	n/a	
5300-502	250-950	down	4590-091	4590-300	40-454	n/a	1-10 dial
5300-507	250-800	down	4590-091	4590-300	40-454	n/a	1-10 dial
5300-512	200-850	down	Consider a 40-285 (black dial), 40-276 (red stem adapter), and a 41-889 (200-850 °F overlay) or a 4590-316				
5300-513	300-800	right	4590-091	4590-300	n/a	n/a	1-10 dial
5300-514	250-850	right	Consider a 40-285 (black dial), 40-276 (red stem adapter), and a 41-889 (200-850 °F overlay) or a 4590-316				
5300-603	150-550	down	n/a	4590-339	n/a	n/a	
5300-606	60-250	down	4590-093	4590-304	40-463	40-487	
5300-607	60-250	down	4590-093	4590-304	40-463	40-487	
5300-611	60-250	down	4590-093	4590-304	40-463	40-487	
5300-612	60-250	down	4590-093	4590-304	40-463	40-487	
5300-613	60-250	down	4590-093	4590-304	40-463	40-487	
5300-614	60-250	down	4590-093	4590-304	40-463	40-487	
5300-615	60-250	down	4590-093	4590-304	40-463	40-487	
5300-617	140-550	down	4590-091	4590-300	40-454	n/a	1-10 dial
5300-618	100-450	down	4590-095	4590-308	40-530	n/a	
5300-621	100-200	down	4590-094	4590-306	40-460	40-470	
5300-623	100-200	down	4590-094	4590-306	40-460	40-470	
5300-641	200-400	down	4590-098	4590-312	40-458	40-367	
5300-642	200-400	down	4590-098	4590-312	40-458	40-367	
5300-643	200-400	down	4590-098	4590-312	40-458	40-367	
5300-644	200-400	down	4590-098	4590-312	40-458	40-367	
5300-645	200-400	down	4590-098	4590-312	40-458	40-367	
5300-646	200-400	down	4590-098	4590-312	40-458	40-367	
5300-651	175-550	down	4590-097	4590-328	40-544	40-377	
5300-652	175-550	down	4590-097	4590-328	40-544	40-377	
5300-653	175-550	down	4590-097	4590-328	40-544	40-377	
5300-654	175-550	down	4590-097	4590-328	40-544	40-377	

							Comments
5300-660	30-120	down	Consider a 40-285 (black dial), 40-276 (red stem adapter), and a 41-801 (40-120 °F overlay)	4595-160			
5300-671	300-700	down	4590-099	n/a	40-483	n/a	
5300-673	200-850	down	Consider a 40-285 (black dial), 40-276 (red stem adapter), and a 41-889 (200-850 °F overlay)	4590-316			1-10 dial
5300-700	175-500	down	4590-097	4590-328	40-544	40-377	
5300-701	200-400	left	4590-098	4590-312	n/a	n/a	
5300-708	175-550	down	4590-097	4590-328	40-544	40-377	
5300-711	200-400	down	4590-098	4590-312	40-458	40-367	
5300-714	200-400	left	4590-098	4590-312	n/a	n/a	
5300-715	100-450	down	4590-095	4590-308	40-530	n/a	
5300-716	175-500	down	n/a	4590-328	n/a	n/a	
5300-717	275-375	down	4590-090	4590-316	n/a	40-455	1-10 dial
5300-718	140-425	down	4590-095	4590-308	40-530	n/a	
5300-721	435 fixed	no stem	n/a	n/a	n/a	n/a	
5300-725	60-250	down	4590-093	4590-304	40-463	40-487	
5300-726	140-425	right	4590-095	4590-308	n/a	n/a	
5300-727	200-400	right	4590-098	4590-312	n/a	n/a	
5300-729	200-400	right	4590-098	4590-312	n/a	n/a	
5300-731	200-400	down	4590-098	4590-312	40-458	40-367	
5300-732	200-400	down	4590-098	4590-312	40-458	40-367	
5300-734	175-550	down	4590-097	4590-328	40-544	40-377	
5300-735	175-550	down	4590-097	4590-328	40-544	40-377	
5300-739	175-500	down	4590-097	4590-328	40-544	40-377	
5300-742	100-450	down	4590-095	4590-308	40-530	n/a	
5300-743	150-475	down	4590-090	4590-316	n/a	40-455	1-10 dial
5300-748	100-450	down	4590-095	4590-308	40-530	n/a	
5300-754	175-375	up	4590-098	4590-312	n/a	n/a	
5300-756	100-450	down	4590-095	4590-308	40-530	n/a	
5300-757	245-400	left	n/a	4590-312	n/a	n/a	
5300-758	175-375	up	n/a	4590-312	n/a	n/a	
5300-761	100-450	down	n/a	4590-308	n/a	n/a	
5300-763	140-550	right	n/a	4590-300	n/a	n/a	
5300-765	175-500	right	n/a	4590-316	n/a	n/a	
5300-766	200-400	down	4590-098	4590-312	40-458	40-367	
5300-770	175-500	down	4590-097	4590-328	40-544	40-377	
5300-772	150-475	down	4590-090	4590-316	n/a	40-455	1-10 dial
5300-786	425 fixed	no stem	n/a	n/a	n/a	n/a	
5300-787	200-400	down	4590-098	4590-312	40-458	40-367	
5300-788	100-450	down	4590-090	4590-316	n/a	40-455	1-10 dial

							Comments
5300-790	100-200	no stem	Thermostat has screwdriver adjustable pointer for temperature control.				
5300-793	100-450	down	4590-095	4590-308	40-530	n/a	
5300-796	200-375	down	4590-098	4590-312	40-458	40-367	
5300-798	200-400	down	4590-098	4590-312	40-458	40-367	
5301-713	80-204	down	n/a	4590-306	n/a	n/a	
5320-175	140-550 broil	down	n/a	4590-333	n/a	n/a	
5320-176	140-550 broil	down	n/a	4590-333	n/a	n/a	
5330-001	175-550	down	4590-097	4590-328	40-544	40-377	
5430-175	140-550 broil	down	n/a	4590-336	n/a	n/a	

inven'sys
Controls

191 E. North Avenue
Carol Stream Illinois 60188 USA
Customer Service Telephone 1.800.304.6563
Customer Service Facsimile 1.800.426.0804
HVACCustomerService@Invensys.com

For Technical Service
Telephone 1.800.445.8299
Facsimile 1.630.260.7294
TechnicalService@Invensys.com

Invensys®, Robertshaw®, Uni-Line® and Simply the Right Choice™ are trademarks of Invensys plc., its subsidiaries and/or affiliated companies. All other brands mentioned may be the trademarks of their respective owners.

www.Uni-Line.com
www.InvensysControls.com
©2010 Invensys Controls

11/10 – 150-2173B